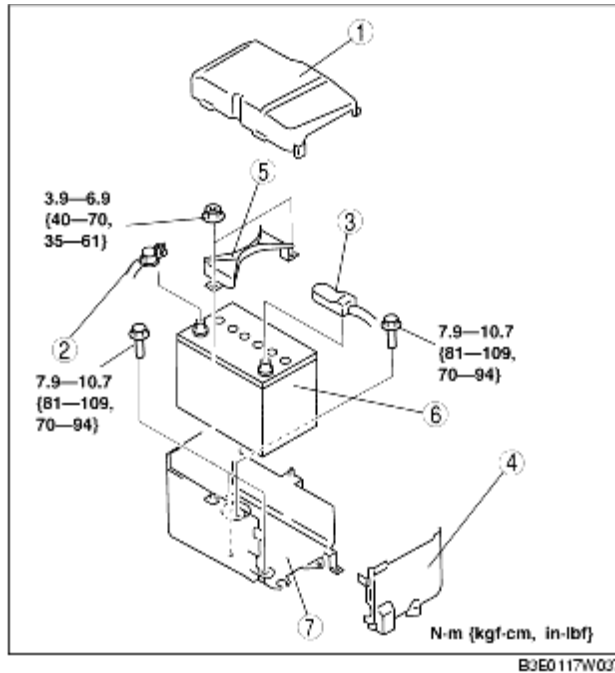


# BATTERY REMOVAL/INSTALLATION [ZJ, Z6]

B3E011718520W01

1. Remove in the order indicated in the table.
2. Install in the reverse order of removal.



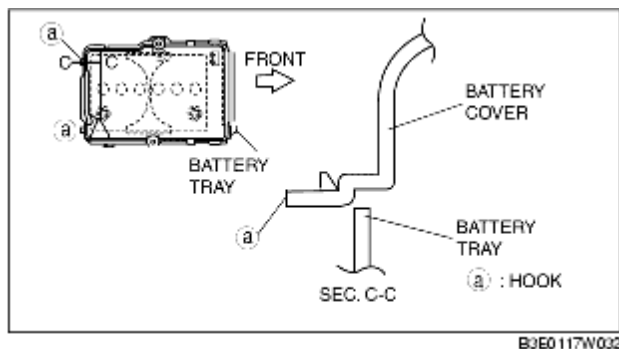
1	Battery cover (See <a href="#">Battery Cover Installation Note.</a> )
2	Negative battery cable
3	Positive battery cable
4	Battery box (See <a href="#">Battery Box Installation Note.</a> )
5	Battery clamp
6	Battery
7	Battery tray

## Battery Box Installation Note

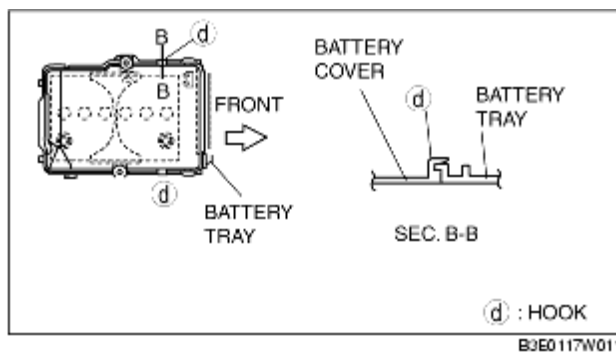
1. Assemble with the battery box hooks E aligned with the battery tray holes at two points.

## Battery Cover Installation Note

1. Install with the battery cover hooks A aligned with the battery tray holes at two points.



2. Install with the battery cover hooks D aligned with the battery tray flange at two points.



3. Set the battery cover to the battery tray hooks C at two points.

